

L A T I T U D E | Z

Setup and Features Information

Notes, Cautions, and Warnings



NOTE: A NOTE indicates important information that helps you make better use of your computer.



CAUTION: A CAUTION indicates potential damage to hardware or loss of data if instructions are not followed.



WARNING: A WARNING indicates a potential for property damage, personal injury, or death.

Information in this document is subject to change without notice.

© 2009 Dell Inc. All rights reserved.

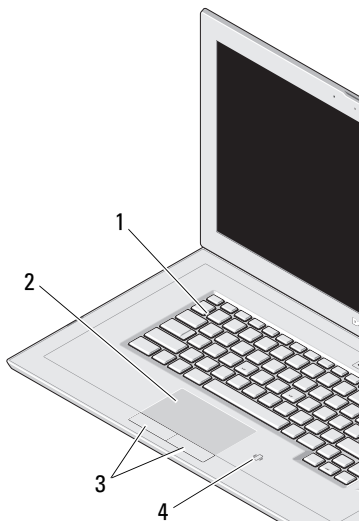
Reproduction of these materials in any manner whatsoever without the written permission of Dell Inc. is strictly forbidden.

Trademarks used in this text: *Dell*, the *DELL* logo, and Latitude are trademarks of Dell Inc.; *Intel* is a registered trademark and *Core* is a trademark of Intel Corporation in the U.S. and other countries.

Other trademarks and trade names may be used in this document to refer to either the entities claiming the marks and names or their products. Dell Inc. disclaims any proprietary interest in trademarks and trade names other than its own.

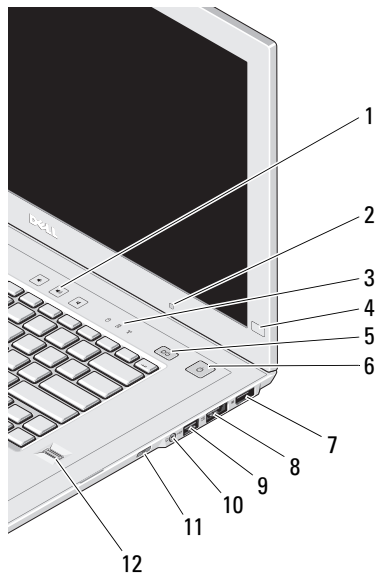
About Your Computer

Front View



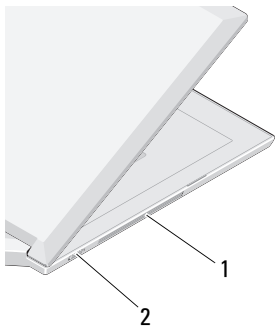
- 1 keyboard
- 2 touch pad
- 3 touch pad buttons (2)
- 4 contactless smart-card reader

Right View



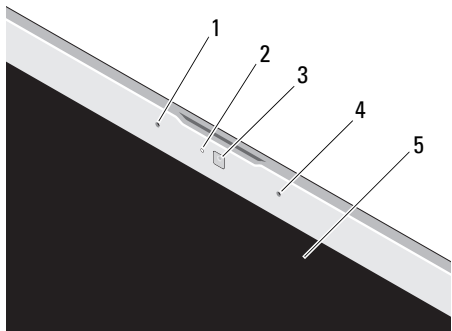
- 1 volume controls
- 2 ambient light sensor
- 3 device status lights
- 4 Dell EdgeTouch control
- 5 Latitude™ On button
- 6 power button/power light
- 7 DisplayPort
- 8 eSATA/USB connector
- 9 USB connector
- 10 audio (line-out) and microphone (line-in) connector
- 11 docking wake-up switch
- 12 fingerprint reader

Left View



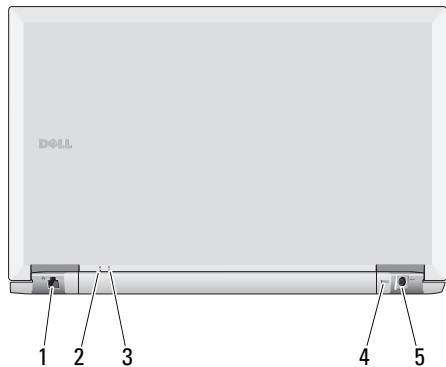
- 1 cooling vents
- 2 wireless switch

Display Features



- 1 left digital array microphone (optional)
- 2 camera activity indicator (optional)
- 3 camera (optional)
- 4 right digital array microphone (optional)
- 5 display

Back View



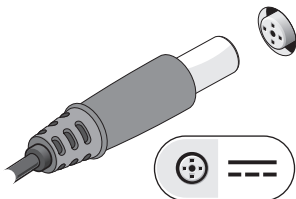
- 1 network connector
- 2 power indicator
- 3 battery indicator
- 4 security cable slot
- 5 AC adapter connector

Quick Setup

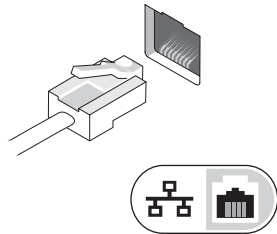


WARNING: Before you begin any of the procedures in this section, read the safety information that shipped with your computer. For additional best practices information, see www.dell.com/regulatory_compliance.

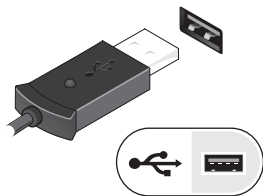
- 1 Connect the AC adapter to the AC adapter connector on the portable computer and to the electrical outlet.



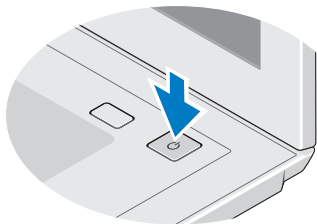
- 2 Connect the network cable (not included).



- 3 Connect the USB devices, such as a mouse or keyboard (optional).



- 4 Connect your monitor to the DisplayPort or use a DisplayPort adaptor for VGA, DVI or HDMI interface.
- 5 Open the computer display and press the power button to turn on the computer.



NOTE: It is recommended that you turn on and shut down your computer at least once before you install any cards or connect the computer to a docking device or other external device, such as a printer.

Specifications



NOTE: Some devices may not be included if you did not order them. For more information regarding the configuration of your computer, click **Start**→ **Help and Support** and select the option to view information about your computer.

Processor

Type	Intel® Core™2 Duo processor Ultra Low Voltage
Level 2 cache	3 MB
Front side bus	800 MHz

System Information

System chipset	Mobile Intel GS45 Express Chipset
Data bus width	64 bits
DRAM bus width	dual-channel (2) 64-bit
Processor address bus width	36 bits

Video

Type	integrated on the system board
Data bus	integrated video
Video controller	Intel Graphics Media Accelerator
Video memory	up to 256 MB (shared)

Battery

Type:	"smart" lithium ion
	4-cell (40 WHr)
	8-cell (80 WHr)

Dimensions:

4-cell battery

Depth	36.11 mm
Height	20.10 mm
Weight	250.6 g

8-cell battery

Depth	57.31 mm
Height	21.00 mm
Weight	475.7 g

Voltage:

4-cell battery	14.8 VDC
8-cell battery	14.8 VDC

Temperature range:

Operating	0° to 35°C (32° to 95°F)
Storage	-40° to 60°C (-40° to 145°F)
Coin-cell battery	CR2032

AC Adapter

Input voltage	100–240 VAC
Input current (maximum)	1.5 A
Input frequency	50–60 Hz
Output current:	
45 W AC adapter	2.31 A
Output power	45 W
Rated output voltage	19.5 VDC

Dimensions:

45 W AC adapter

Height	16 mm
Width	50 mm
Depth	90 mm

Temperature range:

Operating	0°to 40°C (32° to 104°F)
Storage	-40°to 70°C (-40°to 158°F)

Physical

Height:

four cell	20.10 mm
eight cell	21.00 mm

Width 396.34 mm

Depth:

four cell	272.25 mm
eight cell	293.43 mm

Weight:

with 4-cell battery, single SSD, no camera and mic	2.0 kg
--	--------

Environmental

Temperature range:

Operating	0° to 35°C (32° to 95°F)
Storage	-40° to 65°C (-40° to 149°F)

**Relative humidity
(maximum):**

Operating	10%–90% (non condensing)
Storage	5%–95% (non condensing)

Altitude (maximum):

Operating	-5.2–3048 m
Storage	-15.2–10,668 m

Airborne contaminant level G2 or lower as defined by ISA-S71.04-1985

Finding Information

If you need to find:

Complete information regarding the configuration of your computer or to replace parts

Safety best practices information for your computer

Warranty information

Terms and Conditions of sale

Regulatory information

Ergonomics information

End user license agreement

See:

The *Service Manual* on the Dell Support website at **support.dell.com**.

The safety and regulatory documents that shipped with your computer and the regulatory compliance homepage at **www.dell.com/regulatory_compliance**.